



PROVINCE OF YORKSHIRE, WEST RIDING



ROYAL ARCH REPRESENTATIVES GUIDE

Congratulations on your appointment as the Lodge Royal Arch Representative! Your selection reflects your dedication and enthusiasm towards the Royal Arch, and you now hold a pivotal role in promoting and fostering Royal Arch Masonry within your Lodge. This guide aims to provide you with the necessary tools and information to fulfil your responsibilities effectively.

As the ambassador of Royal Arch in your Lodge, your role is crucial in helping to meet the challenges of Royal Arch membership. You will be a key mover of the '**Strategy for Freemasonry 2022 and after**' which states;

“That Craft and Royal Arch must work seamlessly together at all levels as one organisation. We must better educate all our members about the value of Royal Arch, and its benefits. A Mason needs to be fully aware from the outset that his journey consists of four parts, the first three looked after by UGLE and the fourth and ultimate stage looked after by SGC.”

Here are some key responsibilities:

- 1. Raise and Sustain Awareness:** Increase awareness of Royal Arch Masonry within your Lodge.
- 2. Be an active member of the Lodge Membership Team:** Work closely with the Lodge Membership Team, especially during initial interviews, to explain the four parts of the Masonic journey, emphasizing the significance of Royal Arch Masonry.
- 3. Address the Brethren:** Take opportunities to address the Brethren on matters related to the Royal Arch, to foster interest and understanding among members.
- 4. Presentation to Master Masons:** Deliver a short presentation to Master Masons immediately following the presentation of their Grand Lodge Certificate, introducing them to the 'Discover More' booklet and the benefits of Royal Arch membership. The booklet will be despatched with the Certificate to the Secretary.
- 5. Assist and Advise Master Masons:** Provide guidance and assistance to Master Masons in choosing and joining the Chapter that best suits their circumstances and interests.

Finally, your appointment as the Lodge Royal Arch Representative is a testament to your dedication and commitment to Freemasonry. By fulfilling your role diligently and using the resources provided in this guide, you will contribute significantly to the growth and vitality of Royal Arch Masonry within our Province. Thank you for your service, your contribution is much appreciated.

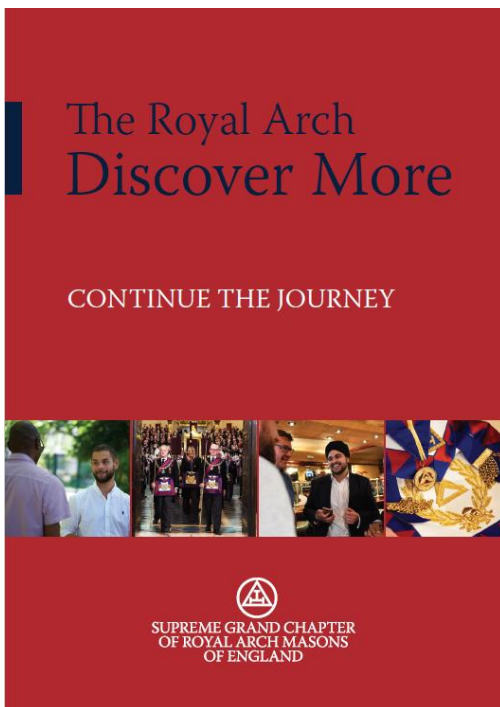
Tools for Success:

In the following pages, you will find

- 1. Script for 'Discover More' Booklet Presentation:** Use this script to effectively present the 'Discover More' booklet to Master Masons, highlighting the benefits and opportunities offered by Royal Arch membership.
- 2. The Royal Arch Story:** Learn about the legend of the Royal Arch, one of the most interesting and colourful in Freemasonry
- 3. The History of the Royal Arch Degree:** Explore the historical evolution of the Royal Arch Degree and its place within Masonic tradition.

These pages are provided solely for information only, serving as a helpful resource for creating your own presentations within the Lodge. You are not obligated to present the material word for word; feel free to adapt them to your own personal style when delivering your presentation.

SUGGESTED SCRIPT FOR PRESENTATION OF THE 'DISCOVER MORE' BOOKLET



I hope you have found that your journey so far in Freemasonry has exceeded your expectations. That your journey through EA, to FC and finally your raising to a Master Mason has been both interesting and enjoyable. Reflecting on my own journey I remember feeling so proud having reached one of the greatest milestones in my Freemasonry, the rank of Master Mason. It is a lot to take in, so enjoy your moment.

However, if you have enjoyed your journey in Freemasonry so far, I'm here to remind you that your journey consists of four parts, the first three you have already completed, but the final part of your journey will only be completed by you joining the Royal Arch.

By joining the Royal Arch, you will 'Discover More' by continuing your journey in Freemasonry. It will add a new dimension and answer some of the questions left unanswered by your raising. It is enjoyable, colourful, and contains some of the nicest ritual in Freemasonry.

With that said, I want to present you with this booklet called 'Discover More' – continue the journey. All I ask is that you keep it in your briefcase and every so often take it out and have a read. If anything in its pages resonates with you, you are probably ready to continue your journey, so ask me as the Royal Arch Representative or indeed any member of the Lodge wearing one of these jewels, and we will be only too pleased to point you in the right direction.

A BRIEF OVERVIEW OF THE ROYAL ARCH STORY

The legend of the Royal Arch is one of the most interesting and colourful in Freemasonry. It is a story of catastrophe, of an adventure worthy of an Indiana Jones movie and of redemption and atonement.

In 601 BCE, Nebuchadnezzar II King of the Babylonian Empire unsuccessfully attempted to invade and conquer Egypt and was repulsed with heavy losses. Jehoiakim king of Judah seized the opportunity to revolt against Babylonian rule, taking a pro-Egyptian position, despite the warnings of the prophet Jeremiah.

The Babylonians besieged Jerusalem, and in March 597 BCE the city surrendered. According to the Royal Arch legend Jehoiakim and his court and other prominent citizens and craftsmen, were deported to Babylon leaving behind a cohort of lesser ranking people to “till the land” and carry out other menial tasks under the oversight of the Babylonian invaders. This event is considered to be the start of Babylonian captivity and of the Jewish Diaspora. Zedekiah was installed as vassal king of Judah.

A decade later, Zedekiah launched another rebellion against the Babylonians, which was brutally crushed by Nebuchadnezzar. In 587 BCE, a second siege of Jerusalem culminated in the destruction of the city and First Temple, bringing an end to the Kingdom of Judah.

According to the book of Ezra, the Persian King, Cyrus the Great, ended the exile in 538 BCE, the year after he captured Babylon and after 70 years as prophesied by Jeremiah. The exile ended with the return to Jerusalem under Zerubbabel the Prince (so-called because he was a descendant of the royal line of David) and Joshua the Priest (a descendant of the line of the former High Priests of the Temple) and their construction of the Second Temple in the period 521–516 BCE

The central story of the Royal Arch Ceremony concerns the adventures of “three Master Masons from Babylon”, who having left Babylon following the end of the captivity return to Jerusalem in the hope they may participate in the rebuilding of the Temple. They present themselves before Zerubbabel and ask his permission to join the work on the Temple Mount. They are told that they are too late to be given supervisory or skilled jobs, but they can join the labourers and are given working implements accordingly.

While working on the site of the demolished temple they discover a mysterious opening in the ground.

One of the three descends into the hole and discovers a chamber and when there is sufficient light, he makes a magnificent discovery.

On reporting their discovery to the King, they are rewarded by being inducted as members of the councils of the great and wise. Thus, becoming the first Royal Arch Masons and assisting with the completion of the Second Temple.

A BRIEF OVERVIEW OF THE HISTORY OF THE ROYAL ARCH DEGREE

If the Legend of the Royal Arch is colourful the story of how the degree became part of our Masonic family, and how it came to hold the position it does today is equally as fascinating.

The exact dating of the earliest appearances of the degree is not known. However, there are records of the degree of the Holy Royal Arch of Jerusalem being practiced in Lodges in the early years of the Eighteenth Century and its popularity grew over the ensuing years.

There was however trouble brewing!

The Premier Grand Lodge had been established in 1717 and was giving warrants to new lodges at a remarkable pace. By the 1720's leading aristocrats were being elected as Grand Master and the fraternity was become particularly popular among the nobility and higher-ranking members of society. Also, to try to counter the secrets of masonry being revealed in the many so-called exposures that were then being published at that time, the Premier Grand Lodge decided that the secrets of the first and second degrees should be exchanged. Some lodges were uncomfortable with this and in 1751 a rival Grand Lodge was formed.

Because the new Grand Lodge retained the secrets of the First and Second degrees in their traditional settings, they referred to themselves as the "Antients" and dubbed the Premier Grand Lodge as the "Moderns" because they had introduced the innovation of swapping the secrets around.

This was not the only difference between the two Grand Lodges. The Antients freely worked the Royal Arch degree in their Lodges as if it was a fourth degree. The Moderns however were against this and insisted that pure Freemasonry consisted of the Three established degrees of Entered Apprentice, Fellowcraft, Master Mason, and no other. Although the Royal Arch degree was appreciated by the Moderns, they insisted that it be worked in separate Chapters. They even instigated a separate Grand Chapter to administer the degree.

This was a situation that remained until the union of the two Grand Lodges in 1813. Much of the negotiating that took place to bring about the union revolved around the status of the Royal Arch and where it would fit in the new United Grand Lodge.

Eventually a compromise was reached, between those who saw the Royal Arch as part and parcel of Craft Freemasonry and those who wanted it to be a separate entity. In consequence the following declaration was made.

"It was declared and pronounced that pure ancient Antient Masonry consists of three degrees and no more, viz., those of the EA, the FC and the MM, including the Supreme Order of the Holy Royal Arch."

The Antients got to have The Royal Arch included as part of "pure ancient masonry", and as we know the Moderns got to keep Royal Arch Chapters separate from Craft Lodges.

And so it is today!

FURTHER INFORMATION

The following information is **entirely optional** and is provided only if you wish to test your own knowledge.

Role of the Royal Arch Representative – Quiz

It will take only 5 – 10 minutes to complete. You should not find it difficult. The quiz is not externally assessed and is for your benefit so you can practice your understanding of the role of a Royal Arch Representative. At the end of the quiz, a fully expanded explanation of the answer to each question will be displayed. Take the quiz [here](#)

or scan the QR Code



Note – there is no limit to the number of times you may retake the quiz..

Role of the Royal Arch Representative – Video Presentation

Following the quiz you will be taken to a 15 minute video presentation covering various subjects including the Legend of the Royal Arch; the History of the Royal Arch; a section aimed at answering a Master Mason’s question ‘What’s in it for me?’, and others.

We think you will find yourself saying – “Well, I never knew that!”.